

Sold
STC



4 BEDROOM DETACHED | THE CLOSE, BULKINGTON, SN10 | GUIDE PRICE £514,500

DESCRIPTION

Rare to the market with countryside views to the rear and well positioned in a quiet close.

Through the front door there is an entrance hall providing access to a highly desirable kitchen / dining room, a large sitting room with double aspect and wood burner, a downstairs cloak room, conservatory / play room.

Upstairs there are four good sized bedrooms with a contemporary style main bedroom en-suite and a stylish family bathroom.

Outside and to the front there is plenty of off road parking and a large double garage.

The West facing rear garden of which is fully enclosed, enjoys some of the finest countryside views you can find. There is also a delightful home office which is sure to impress.

2 The Close is located in the highly sought after Devizes village of Bulkington. With stunning countryside views and well positioned in a quiet close of just a handful of similar houses.

Bulkington has a wonderful community, with a popular village pub, park and church within easy level walking distance. There is a footpath at the end of the close taking you through the fields to Keevil and beyond, making this an ideal home for country walks with many more paths to explore.

There is a fantastic primary school located in the next village in Keevil and Lavington Secondary School is within catchment.

There are good facilities in the neighbouring villages of Worton and Seend, including a sub post office / shop / coffee shop, additional schooling and a few more well regarded public houses close by.

The beautiful nearby towns of Devizes (with its weekly market), Trowbridge and Melksham provide a more comprehensive range of facilities if required. The Georgian City of Bath, Salisbury and Swindon are all within 30 miles and mainline railway stations can be found in both Chippenham, Pewsey and Westbury,



providing regular services to London Paddington and the west country.

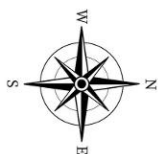
Tenure: Freehold
Local Authority: Wiltshire Council
Council Tax Band: E
EPC Rating: D
Electric heating and wood burner.
Mains drainage and electricity.
Owned Solar panels

KEY FEATURES

- Stunning rural views
- Four bedroom detached family home
- Sitting / Dining room with wood burner
- Master en-suite
- West facing fully enclosed rear garden
- Quiet desirable village location
- Superb kitchen / dining room
- Conservatory
- Family bathroom
- Large double garage and lots of parking

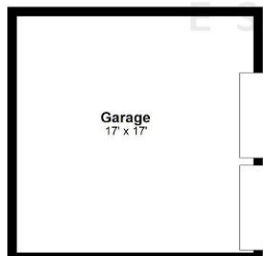
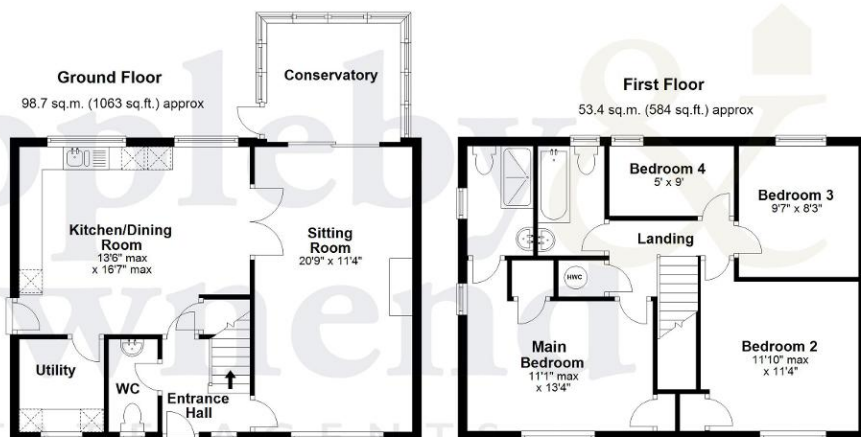






Floor Plan

Total floor area : 153.0 sq.m. (1647 sq.ft.) approx



Whilst every attempt has been made to ensure the accuracy of the floorplan contained here, measurements of doors, windows, rooms and any other items are approximate and no responsibility is taken for any error, omission or mis-statement. This plan is for illustrative purposes only and should be used as such by any prospective purchaser. The services, systems and appliances shown have not been tested and no guarantee as to their operability of efficiency can be given.

ENERGY EFFICIENCY

Energy Efficiency Rating			
Score	Energy rating	Current	Potential
92+	A		
81-91	B		83 B
69-80	C		
55-68	D	55 D	
39-54	E		
21-38	F		
1-20	G		

DISCLAIMER

These particulars are thought to be materially correct though their accuracy is not guaranteed and they do not form part of any contract. All measurements are approximate and we have not tested any fitted appliances, electrical or plumbing installation or central heating systems.

APPLEBY & TOWNEND

4D Broad Lane Farm
Seend
Melksham
Wiltshire, SN126RJ

Tel: 01225 983 910
E-mail: help@applebyandtownend.co.uk
Web: www.applebyandtownend.co.uk